

Daylight-

Follow-Spot HMV 1202



KEEP ON SHINING 1 2 0 2

Pani HMI Follow Spots are known all over the world. The new HMV 1202 is a further development of the already legendary HMV 1200. With its exceptional luminous efficiency it is ideally suited for use in theatres and on TV, where a short - throw follow spot is required. Essentially the technical characteristics of the HMV 1202 provides ideal operating conditions utilizing a compact design and a host of innovative features. The 1200 Watt HMI lamp guarantees a spectrum virtually identical to that of daylight for outstanding colour reproduction.



The very latest innovations at a glance

- **User friendly support**
- **Faster and simpler replacement** of the 1200W/HMI lamp
- **Partially elliptical pure aluminium mirror** for improved beam path and optimum light distribution
- **Special and safety brackets** for simplified handling and transport protection
- **Precision lens guidance** triangular roller design for a more precise focus setting
- **Replaceable diaphragm insert** newly developed combination of iris diaphragm, safety-curtain diaphragm and "Gobo" effect holder





Technical Description

Housing

Spotlights made of torsionally rigid 0.7 mm sheet steel. The cooling ribs on the upper section of the spotlight are aluminium-cast and combine with the lightproof louvres to promote heat dissipation. The low-noise tangential fan prevents the distracting noises usually associated with the warming up of the housing surface.

Support

Offset brackets made of steel tubing for a maximum angle of inclination of 90 degrees. The HMV 1202 features a non-friction and non-vibrating bearing assembly; depending on the optical system used, it can be adjusted to just the right focal point. Besides the central borehole for mounting spotlight pins, there are an additional 4 boreholes for DIN spotlight plates. The new special bracket surrounding the unit gives the follow spot the added protection needed for transport and rough handling conditions on stage. The spotlight itself has been ergonomically moulded for easier handling and precise adjustment of all the operating elements on the iris insert. Moreover, it has been designed to allow operation from all sides.

Electrical connection

A ballast is required for the electrical operation of the HMV 1202 follow spot. Two key features of the new ballast are its particularly light weight and compact design. The integrated choke limits the lamp current to 13.8 A. As a result the lamp current cannot be modified electrically (dimming). The entire electrical unit is detachable to facilitate servicing operations (after removing the lamp).

Main connection cable

3m long, heat-resistant silicon cable, 3x2.4 mm², single-phase (yellow-green protective conductor) with strain relief device and earthing-pin plug, 220 V.

Connecting cable


Ballast - spotlight; 3 m long, heat-resistant silicon cable, 7x1.5mm², with multiple-pole plug-and-socket connection to the HMV 1202.

Optical system

The optical structure consists of a partially elliptical mirror which has been electrolytically ground and anodized. The revised design reduces to an absolute minimum any distortions and the resulting irregularities in light distribution.

Interchangeable diaphragm insert

Combination of iris diaphragm, safety-curtain diaphragm and "Gobo" effect holder. To vary the effects, the entire insert is pulled out of the device and the "Gobo" inserted into the holder specially provided for that purpose. The safety-curtain rotary level is used to rotate the "Gobo". The iris diaphragm can easily be replaced for servicing purposes.



Guided beam shaping slider with Iris, 4 blade shutter assembly and Gobo-holder for HMV 1202 use as HMI-Profile spot.

Optics

There are basically two lenses available, depending on the desired size of the light cone and the projection distance. Nevertheless all PARI spotlight optics can be used. The f=20 cm lens has an angle of dispersion of 12.6° degrees and is ideally suited for short distances. The f=35 cm lens, with its dispersion angle of 7.4° degrees is designed for greater distances. The newly developed triangular roller lens guide allows an even finer, more accurate setting of focus, putting an end to annoying, jolting movements of the lens. The lens adjustment lever can be operated with the right hand so that corrective focus adjustments are easily made during the follow movement. The drag of the adjustment path is set with the adjusting screw.

Colour filter inserts

Double inserts with spring retention and holding fixture for filter frame size 215x215 mm, for dispersion lenses, colour changers or the new six-color "show" changer.

Colour

Highly heat-resistant black and blue stoved enamel coating.



Hand-operated darkening diaphragm
0-100%

Basic equipment and contents at delivery:

HMV 1202/20 SET

with standard short throw lens f=20cm	D 712
beam angle max. 12,6°	
Ballast 1200 W, 220/240 V-50 Hz *	D 1015
with 3m power cable with Schuko plugtop	
3m head cable 7x1,5 ²	H 512
HMI- lamp 1200W/220 V	H 1122

HMV 1202/35 SET

with standard short throw lens f=35cm	D 713
beam angle max. 7,4°	
Ballast 1200 W, 220/240 V-50 Hz *	D 1015
with 3m power cable with Schuko plugtop	
3m head cable 7x1,5 ²	H 512
HMI- lamp 1200W/220 V	H 1122

* The Ballast is also available in a 220V-60 Hz, 100V-50 Hz and a 120V-60 Hz version.

Dimensions

Physical Dimensions: 1:10

Tilt - angle: 45° upwards, 90° downwards

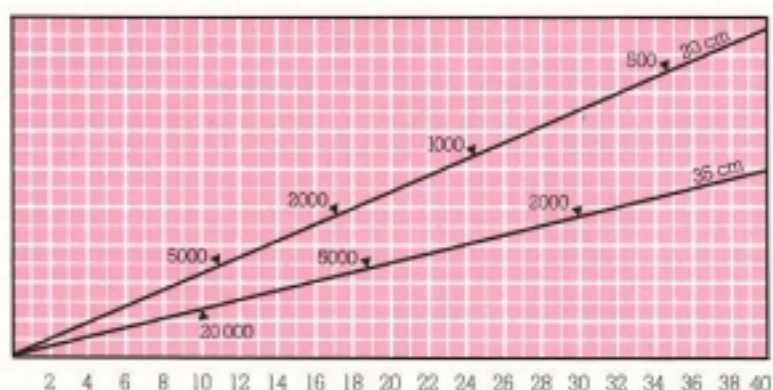
Weight - HMV 1202: 20,2 kg **Package weight:** 26 kg

Carton size - HMV 1202: L 60x W 41x H 50 cm

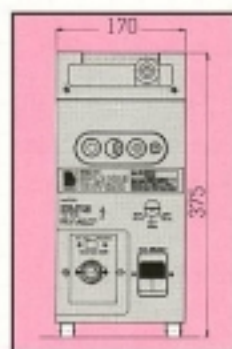
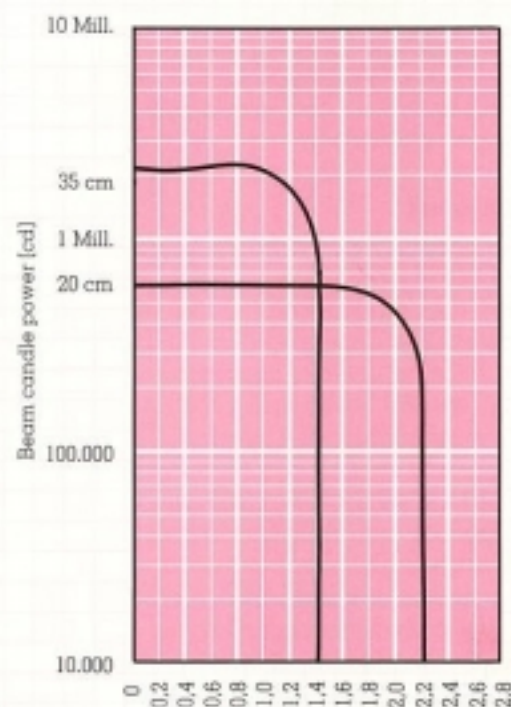
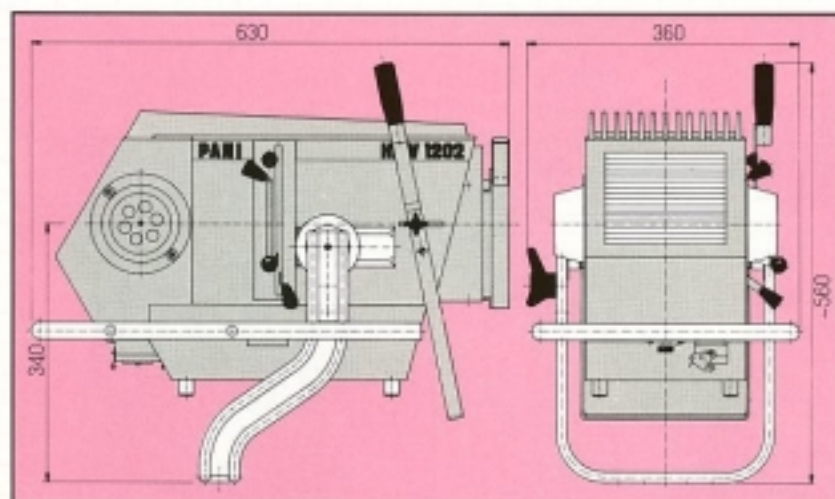
Weight - ballast: 19 kg **Package weight:** 21 kg

Carton size - ballast: L 29x W 21x H 41 cm

Environment: IP 20



Throw Distance in metres. The figures on the diagonal lines indicate the illumination value in lux at beam centre.



The Company reserves the right to make any variation in design or construction to the equipment described.

Pani, Company for Stage Lighting
A-1070 Vienna, Kandlgasse 23, Phone +43 1 521 08-0, Telefax +43 1 526 42 87
Web: www.pani.com Mail: info@pani.com

Accessories

Manually operated dimming shutter 0-100%	2061/HMV/man
Electronic dimming shutter 0-100%, with control box	2061/HMV/el
Guided beam shaping slider with Iris	
4 blade shutter assembly and Goboholder	D 1013
Hand operated 4 - colour change unit	F 1339
6 - Colour "Show"-changer	F 1349
Colour filter frame, size 215	FR 215
Diffuser disc size 215	SG 215
Conversion filter 3200° K, 215 x 215 mm	D 1009
UV - transmitting "blacklight" complete with frame 215 x 215 mm	D 1010
Spare lamp HMI 1200 W / 220 V	H 1122
Goboholder	D 1003
Secondary cable, length 8 m	D 1008
Mobile crank operated tripod 104 - 140 cm with built - in, ball - bearing tripodhead	SZ 131
TV - spigot DIN 15560, 28 mm diameter for crank operated tripod SZ 131	SZ 128

Order Code

